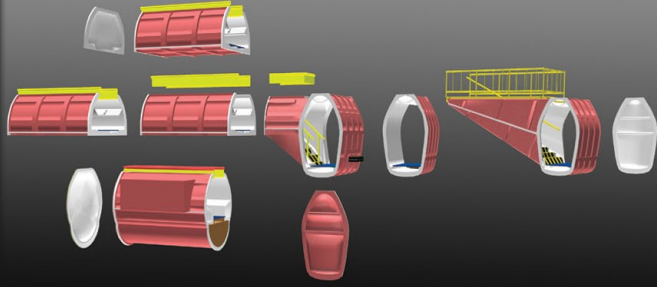




HD SERIES
SERVICE BAY SYSTEM

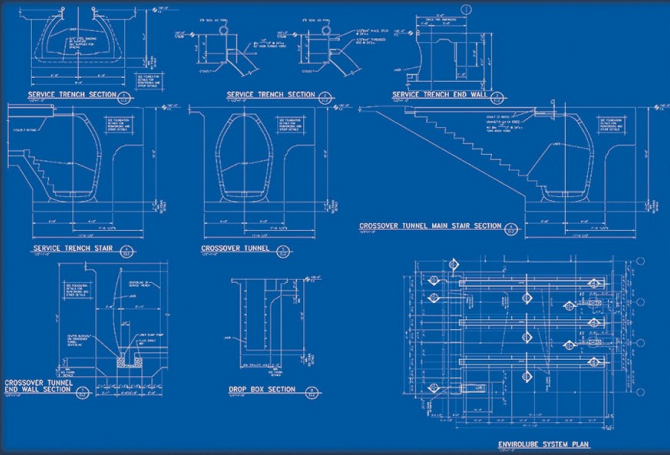
Modular in Design

- EnviroLube's modular design & fiberglass construction allows total versatility in both the number & length of bays.
- Allows you to choose from several options such as: reel / storage alcoves, flat bottom or oil storage design, various access stair locations & inline vs. below-grade passageway configurations.



Planning & Design

- ILS specializes in heavy-duty as well as passenger car quick-lube facilities.
- Comprehensive sole-source planning & design is available from ILS.
– or –
- ILS works in conjunction with your existing planner or architectural firm.



Excavation, Placement & Backfill

- ILS provides your general contractor complete scope of work documents to help facilitate your EnviroLube construction phase.
- The EnviroLube team is present on-site during the placement & backfill of every EnviroLube project to help ensure a proper installation.



Completed EnviroLube Service Bay

- The EnviroLube team has returned to make the final connections & ensure that all systems are functioning properly.
- Your EnviroLube is now ready to help you bring express lube speed & profits to your facility in an ergonomic, environmentally friendly, customer pleasing way.






HEAVY DUTY



EnviroLube's rolling drain cart evacuates used oil directly into your waste management system via the quick connect hose & suction system.



Safety Bay Covers

Heavy-duty I-beam rails for waste oil cart, rolling service jacks & safety bay covers.



All systems & components pre-installed & tested at manufacturing plant.



EnviroLube's built-in storage alcoves allow techs to keep tools & parts neatly at hand.

Pre-installed electrical conduit, junction boxes & lighting fixtures.

Bright, energy efficient LED or class 1, division 2 lighting available for technician efficiency & safety.

Gel coat finish reflects light up into the vehicle's undercarriage & makes for easier cleaning of the service bays.


Elevated non-slip grating helps keep technicians from standing & walking in spilled fluids.

Spill trench is built-in under grating to help contain fluids.






Selected Optional Equipment



Rolling Bay Jacks
available in 6,000, 12,000, 15,000,
25,000 & 30,000 pound capacities.




Bay Hose Reels
ensure that all necessary fluids
& compressed air are always
close at hand to help keep the
"quick" in your quick lube.




Technician Modules
Available technician modules
have space to house computer
terminals & printers as well as
an area for securely storing
fluid dispense meters & valves.

EnviroLube Model with Below Grade Passageway


All fluid hoses, air lines & electrical conduits are hidden within one-piece fiberglass raceways.



One-piece (seamless) service bay access stair sets.




Built-in sump pumps extract used oil & fluids to tanks for proper containment & disposal.



Ventilation system expels fumes & draws fresh air into bays & passageway.

EnviroLube Inline Model



The EnviroLube inline model allows fast access to the bay via the shop level stairwell at the rear of the bay.

EnviroLube Two Bay Configuration with Below-Grade Passageway




Testimonial: Greatwest Kenworth

“We are extremely pleased with our choice of EnviroLube for our new maintenance facility at Greatwest Kenworth in Lethbridge, Alberta, Canada. EnviroLube is extremely well lit, which helps our technicians clearly see the underside of a rig and identify problem areas. EnviroLube is very easy to keep clean and the well laid out workspace has plenty of room for technicians to do their job efficiently. An added impact is that our customers are very impressed seeing we have added new technologies such as EnviroLube into our building.”

Mr. Paul E. Storwick
President – COO,
Greatwest Kenworth
Lethbridge, Alberta, Canada

EnviroLube Inline Bay with Shop-Level Entry Stairway





is exclusively distributed & supported worldwide by



Designing and building a vehicle lubrication facility can be a monumental task. No other area of a service facility will be more dependent upon the proper design and equipment selection to help ensure efficient and trouble-free operation.

For over 25 years, the principals of Integrated Lube Services, Inc. (ILS) have been responsible for the planning and construction of countless lubrication service facilities throughout the United States and Canada. Knowing the particulars of the transportation industry helps assure that the architectural design and subsequent construction of the facility will be economical and totally functional with no costly or disappointing surprises.

At ILS, our primary goal is to provide clients with the finest customer service possible. Whether simply providing consulting assistance or designing, building, and equipping an entire lubrication service facility, ILS pledges that complete customer satisfaction is our first concern and that each project is one that both parties will be proud of.

Like most customers, you want to work with someone who is professional and one that knows and understands your business. You want to work with someone who knows your unique situation and subsequent concerns. You want to work with someone who will respond immediately and take determined action. What you are asking is nothing less than what a customer should expect. What you are asking for is someone who you can trust to do the job right.

If this is true of you, then all we ask is that you give ILS a call and grant us an opportunity to prove our value ... we know you will be pleased with the results.

Integrated Lube Services, Inc.

Exclusive Worldwide Distribution of EnviroLube

P.O. Box 3227 Grass Valley, CA 95945

Ph 800.700.3309

Fx 530.272.5361

info@integratedlubeservices.com

www.integratedlubeservices.com

Follow
EnviroLube
on



facebook

